




Aajeevika  
National Rural Livelihoods Mission  
Government of India



Kudumbashree  
Kerala State Poverty Eradication Mission  
Government of Kerala

Kudumbashree-National Resource Organization

# VO consolidation – Entitlement & Livelihood Plan



# Process of Entitlement & Livelihood Plan Preparation

## **SHG Level Demand Preparation:**

Entitlement and Livelihood Demands of SHG members will be prepared on a prioritized basis in each SHG.

## **VO Level Summary Sheet/ Consolidation :**

The SHG level demands have to be attached along with the VO summary sheet at VO level. Demands of vulnerable/PoP members outside SHG fold should be added at this level. This will be the VO level Plan

## **GP Level Summary Sheet / Consolidation:**

If there are more than one VO in a GP, then the VO level plans should be attached along with the GP summary sheet at GP level. GP level prioritization of beneficiaries should be conducted during *GP prioritization and consolidation meeting*. This will be the GP level Plan for Entitlement and Livelihood Plan

## VO level Consolidation / Summary sheet preparation

1. Do not call a meeting randomly, fix a date and time for each VO based on the discussion during *VO concept seeding meeting* .
2. Demands of members outside SHG fold can be added as part of each entitlement at this level. Format for the same is attached.
3. Vulnerability Reduction Plan can be referred to get the data of members outside SHG fold.
4. VO Summary sheet should be prepared based on the SHG level Entitlement demands

Formats

# Things to Remember

1. Do not call a meeting randomly, fix a date and time for each VO based on the discussion during *VO concept seeding meeting*.
2. Ensure that two members from each SHG must be present during the *VO consolidation*
3. Include the demands of people outside SHG fold for each entitlement during *VO level consolidation*

# Components Of VPRP






Aajeevika  
National Rural Livelihoods Mission  
Government of India



Kudumbashree  
Kerala State Poverty Eradication Mission  
Government of Kerala

Kudumbashree-National Resource Organization

# Social Development Plan Preparation for VPRP



# What is SDP?

1. Plans to address major social issues in the villages identified by the VO.
2. Each plan will focus on one issue and the interventions to address the issue.
3. SDP can be part of low cost/ no cost plans of GPDP
4. SHGs, LSGIs and concerned departments are major stakeholders.



## ‘Low cost / No cost plans’ as per GPDP guidelines

1. Plans with less budget / zero cost plans
2. Plans that address social issues
3. More focus on behavioral change
4. Community mobilization and community ownership is necessary
5. LSGIs play a major role in low cost/ no cost plans

# Examples of Social Development Plans

- Alcoholism
- Drug Abuse
- Illiteracy
- School drop out
- Malnutrition
- Domestic violence
- Child marriage
- Environment related issues
- Dowry
- Trafficking etc.

The VO's can discuss about the issue that is specific to their village.

# Process of SDP preparation

- The concept of SDP will be given to the VO/PLF in the *VO concept seeding meeting*.

## **VO level discussion :**

VO level discussion to identify the social issues and to plan interventions for the same. This will be at the VO EC meeting after *VO concept seeding meeting*.



## **VO Level Plan Preparation :**

Facilitator along with VO representatives along with the support of BMMU officials can convert the social issues and the interventions into a written plan as per the format



## **GP Level SDP plans/ summary sheet :**

If more than one VO comes up with the same social issue, those plans can be combined and converted to a single plan. Attach the GP summary sheet along with it.

Formats

# Things to remember

1. Do not call a meeting randomly, fix a date, time and venue for VO meeting.
2. SDP preparations can be done along with Public goods, services and resource mapping.
3. Ensure that two members from each SHG must be present during the SDP discussions
4. Facilitator can moderate the discussions
5. Its better to identify one major social issue that is prevalent to the village.
6. BMMU representatives should help the facilitators to convert the identified issues into the plan format



Re-enrollment of school drop-out in Karbi-Anglong district, Assam



Literacy classes in Assam



# Components Of VPRP








Aajeevika  
National Rural Livelihoods Mission  
Government of India



Kudumbashree  
Kerala State Poverty Eradication Mission  
Government of Kerala

Kudumbashree-National Resource Organization

# Public Goods, Services and Resource Development Plan Preparation for VPRP



# What is Public goods, services and resource development Plan?

1. Plan aims to create demands for new / renovation of infrastructure, resource development and services
2. Its done through mapping process. Mapping is done at VO level
3. Map the demands for new / renovation of infrastructure, resource development and list down the service demands in the format
4. Representation from all SHG is compulsory during mapping - Two active members from each SHG
5. Encourage the use of locally available resources for mapping. Eg: Rangoli powder, twigs, leaves, flowers, stones etc

# Preparations for making a Public goods, services and resource development Plan

1. Prepare a schedule with date, time and venue for mapping during *VO concept seeding meeting*
2. Ensure that the venue identified is suitable for mapping
3. VO should be ready with the locally available resources for mapping process. Eg: flowers, leaves, rangoli etc
4. Prior information to the VO members about the date, time and venue should be disseminated
5. Mapping can be conducted on the basis of VO

# Examples of Public goods and services demands

Public goods and Services demands			
Sl. no	Description of demand	Sl. no	Description of demand
1	Roads	11	VO office
2	Anganwadi Centres	12	Dustbins
3	Community halls	13	Grain storage facilities/ warehouse
4	Health centre	14	Drinking water facilities
5	Panchayat bhavan	15	Library
6	Market/ haat bazaar	16	Sanitary pad vending machines in schools/ public spaces
7	Street light	17	Health staffs in health centers
8	Community toilet	18	Uniform distribution
9	Handloom small scale units /Weaving centre	19	Quality of Mid day meal
10	Waiting shed	20	Teachers in schools

# Examples of Resource Development demands

Resource development demands			
Sl. no	Description of demand	Sl. no	Description of demand
1	Ponds	8	Agri bund
2	Wells	9	Ring well
3	River bunds	10	Embankment
4	Rainwater harvesting	11	Check dams
5	Tubewells	12	Land development
6	Plantations/ afforestation	13	Borewell
7	Forest fencing	14	Elephant trenches

# Process of Public goods, services and resource mapping

## **VO Level Mapping :**

Mapping of public goods and resource at the VO level.  
Discuss about the service demands and include it in the format. All the demands should be on the basis of priority



## **GP Level Summary Sheet / Consolidation :**

If there are more than one VO in a GP, then the demands from the mapping by the VOs should be attached along with the GP level summary sheet. GP level prioritization of the demands should be conducted during *GP prioritization and consolidation meeting*

# How to Map

1. Draw the village boundary
2. Mark the directions- North, south, west and East
3. Mark major rivers or streams and then the existing Landmarks in the village
4. Once the map is drawn , new infrastructure demand to be marked using colour or material
5. Then repairing of the existing infrastructure like Road, anganwadi centre etc to be marked
6. New resource demands like ponds, tube wells, public wells to be marked
7. Areas where different ponds, wells, tubewells and others need to be renovated to be marked
8. Enter the demands in the given format

Formats



# Things to remember

1. Representatives of local bodies , village heads, elderly and others can also be part of the mapping process
2. Do not call a meeting randomly, fix a date, time and venue for mapping .
3. Facilitator should inform the VO that these are demands and its not necessary that all the demands will get fulfilled.
4. Always remember, it is a process of participatory planning.
5. Ensure that two members from each SHG must be present during the VO mapping.
6. The mapping will be done on the same day as of VO level consolidation of Entitlement Plan and Livelihood Plan
7. The list of public goods, services and resource demands should be written in prioritised order in the format
8. Keep the column '*Rank for prioritization*' blank while doing the mapping at VO level



Public goods, services and resource development plan preparation in UP



Public goods, services and resource development plan preparation in Assam